



MECHANICAL RAILING SYSTEM
COMMERCIAL | RESIDENTIAL | NEW CONSTRUCTION | RENOVATION

MECHANICAL RAILING SYSTEM

COMMERCIAL | RESIDENTIAL | NEW CONSTRUCTION | RENOVATION



- Easy installation reduces labor cost
- Seamless look with no visible fasteners
- Innovative design allows easy replacement of sections
- Custom designs and colors available
- Affordable custom, maintenance-free finishes
- Designed to meet building codes and comply with national safety regulations

Alumina Railing Products' mechanical aluminum rail systems offer the perfect combination of design, functionality and affordability to satisfy both commercial and residential applications. Manufactured from extruded aluminum components our M-Series ensures durability and long-term structural integrity, while enhancing the aesthetics of your project and minimizing annual maintenance costs.

Our systems are used by architects, builders, contractors and developers throughout the United States. They're perfect for motels, hotels, homes, condominiums, apartments and commercial buildings.

Finishes can range from our standard AAMA 2604 Powder Coat to affordable anodized or Duranar architectural coating for maintenance-free care. Color can be custom matched to individual requirements.







Specifically designed and engineered to meet applicable building code specifications, our railing systems comply with national OSHA, BOCA and ADA safety regulations.

Alumina Railing Products, Inc.
8301 Strimple Rd., Cleves, OH 45002
(513) 353-1116 | Fax: (513) 353-2116
Email: info@aluminarailing.com



M201-1

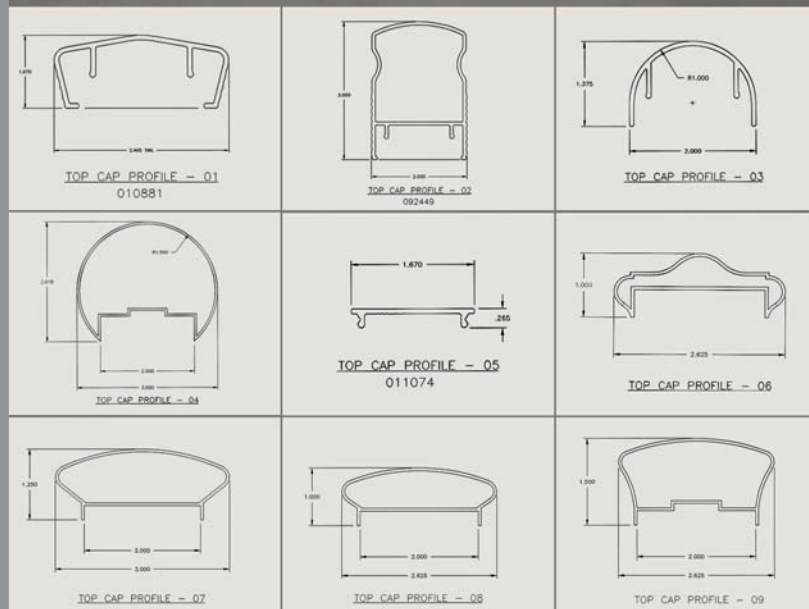
STANDARD COLOR OPTIONS

	BLACK
	WHITE
	SANDSTONE
	MEDIUM BRONZE
	ARCHITECTURAL BRONZE
	LIGHT GRAY

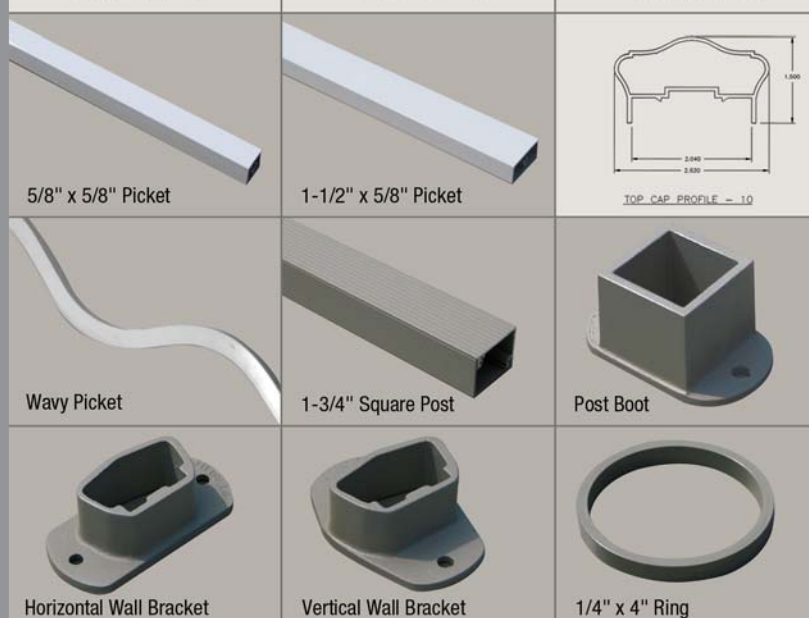
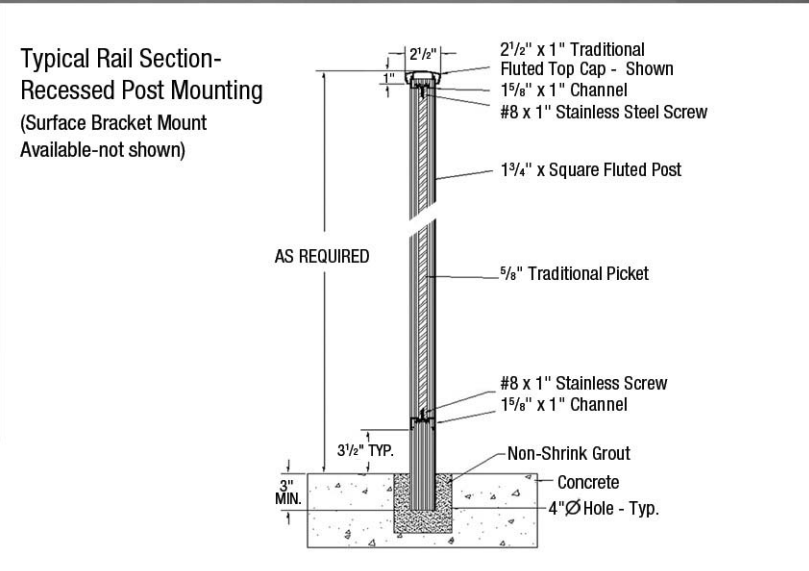




COMPONENTS



CONSTRUCTION FEATURES





Architectural Specifications

SECTION 05720 ALUMINUM HANDRAILS AND RAILINGS

Part 1 – General

1.01 SUMMARY

This section includes furnishing and installing all aluminum handrail systems as indicated on drawings.

1.02 REFERENCES

ASTM E935-00(2006) – Standard Test Methods for Permanent Metal Railing Systems and Rails for Buildings.

ASTM E985-00(2006) – Standard Specification for Permanent Metal Railing Systems and Rails for Buildings.

ADA – Americans with Disabilities Act.

IBC – International Building Code.

NAAMM – National Association of Architectural Metal Manufacturers.

1.03 SUBMITTALS

Submit under provisions of Section 1300.

Show complete layout; plan views, elevations, connections, details for fabrication and attachment to other elements, and other installation details.

Include calculations and measurements signed and sealed by the engineer responsible for structural design.

1.04 QUALITY ASSURANCE

Structural performance of railing system: engineer, fabricate, and install hand railing systems to withstand all applicable structural loads as indicated meet or exceed applicable building codes.

Engineering responsibility: engineer hand railing and railing systems by the fabricator/manufacturer unless sizes and configurations are specifically called out on architectural or engineering spec drawings.

Aluminum railings meet federal safety requirements as determined by an independent test laboratory. Test results available upon request.

1.05 DELIVERY, STORAGE, AND HANDLING

Deliver product to project site in good condition and packaged properly for protection of normal shipping conditions. Packaged railing systems

should be inspected upon delivery for any apparent damages caused by shipping before acceptance of product.

Store railing systems in a clean, dry location, away from uncured concrete and masonry and other elements that may damage railing system.

Handling of product on project site should be kept to a minimum to avoid possible damage to finish and material.

1.06 WARRANTY

The entire railing system has a limited lifetime warranty. The finish on all products manufactured by Alumina Railing Products, Inc. is unconditionally guaranteed for one year against cracking, peeling, chipping or crazing.

Should the product be improperly installed, Alumina Railing will not be responsible for guaranteed performance or appearance of the material. This guarantee does not apply where failure or damage is due to the improper use or application, abuse, misuse, or acts of God.

Part 2 – Products

2.01 ACCEPTABLE MANUFACTURER

Manufacturers: Subject to compliance with requirements, provide handrails and railing systems by one of the following:

- 1.) Aluminum Ornamental Railing Systems:
 - a. Aluminum Tube Railings manufactured by Alumina Railing Products, Inc.
8301 Strimple Road
Cleveland, Ohio 45002
Phone: (513) 353-1116
Fax: (513) 353-2116
Website: www.aluminarailing.com
Email: info@aluminarailing.com

2.02 MATERIALS

All extrusions to be 6063 T5 or T6 alloy aluminum.

All fasteners to be aluminum or stainless steel.

2.03 FINISHES

All aluminum railing to be baked on AAMA 2604 powder coating of 1 ½ to 2 mill coverage recommended for use of exterior extrusions where resistance of weathering is required.

Anodized and Duranar aluminum railing systems available per special order.

2.04 FABRICATION

All aluminum railing systems to be fabricated and assembled to approved design specification requirements, including post and picket spacing, but not less than the structural requirements to support load and building codes.

Fasteners and welds to be concealed as much as design will allow.

Field splices to be minimized as much as possible and components clearly marked for site assembly.

Part 3 – Execution

3.01 PREPARATION

Review engineer, architectural, or shop drawings for installation instructions.

Adjust, level and securely install railing system as specified in instructions and drawings.

Separate aluminum that may contact other metals, masonry, or concrete by means of asphaltic paint or other approved materials and methods.

3.02 INSTALLATION

Install rail following installation instructions and project drawings.

The railing system can be base mounted or side mounted to wood, concrete or other stable surface using anchorage devices and fasteners where necessary into and through holes of post or post boot. The railing system can be embedded or core drilled using non-shrink non-metallic grout in posthole leaving a ½ inch (13 mm) below exposed surface. Fill remaining portion of core hole with waterproof sealant tapered away from post.

3.03 CLEANING

After installation is complete, wash railing as needed with clean water and soap, rinse with water. Do not use acidic solutions, harsh abrasives, cleaners containing abrasive materials.

General contractor or owner shall be responsible for maintaining and protecting railing system during balance of construction of project site.



Alumina Railing Products, Inc.

8301 Strimple Rd., Cleves, OH 45002

(513) 353-1116 | Fax: (513) 353-2116

Email: info@aluminarailing.com

www.aluminarailing.com